



TSLAWCET & TSPGLCET - 2017

Conducted by KAKATIYA UNIVERSITY on behalf of TSCHE



USER GUIDE TO FILL IN

**THE TS LAW CET & TS
PGLCET – 2017**

ONLINE APPLICATION

FORM

USER GUIDE TO FILL IN THE ONLINE APPLICATION FORM FOR TS

LAWCET&TSPGLCET 2017

Before filling the Online Application Form, keep the **following mandatory details** ready to fill in the appropriate fields:

The Mandatory details are as follows:

S.NO.	DETAILS REQUIRED	DOCUMENT TO BE REFERRED
1.	TS / AP Online Center Transaction Id. (if payment is being made through TS / AP Online Center)	Receipt form from TS / AP Online / Citizen Services Center
2.	Qualifying Examination appeared or passed	Marks Memo / Hall Ticket Number of Degree or equivalent
3.		Birth Certificate / SSC or Equivalent
4.	Hall Ticket Number of SSC or Equivalent	SSC or Equivalent Certificate
5.	Local Status (OU/AU/SVU/ Non-local)	The local candidate certificate issued
6.	Income of Parents (Income less than Rs. 2.0	The Income certificate issued by
7.	Category (SC, ST, BC etc.)	The Caste Certificate issued by the
8.	Special Category (NCC, Sports, CAP,	The Certificate issued by Competent

1. On your Internet Browser (preferably Internet Explorer version 6.0 and above) type the website address lawcet.tsche.ac.in, press **ENTER** button and you will see the following screen displayed on the computer screen.

TSLAWCET & TSPGLCET - 2017
Conducted by KAKATIYA UNIVERSITY on behalf of TSCHE

HOME ABOUT US COURSES ELIGIBILITY USER GUIDE **APPLY ONLINE** CONTACT US

Registration Fee Payment Procedure

TS Online / AP Online / MeeSeva/seva

1. Visit any of the TS Online / AP Online / e-Seva/Mee-Seva centers with the following mandatory details:
 - ▶ Hall Ticket number of the Qualifying Examination
 - ▶ Name of the Candidate
 - ▶ Candidate's Father Name
 - ▶ Date of Birth of the Candidate
 - ▶ Hall Ticket number of S.S.C(10th Class)
 - ▶ Mobile number
2. Pay the requisite fee and Obtain a receipt for Registration fee paid and ensure that it contains a Transaction Id.
3. Logon to www.tslawcet.org using the "Transaction Id" given above.

Debit / Credit card

1. If you choose to make payment using Debit / Credit card mode, go through the instruction booklet / User Guide carefully and be ready with ALL the required mandatory details given below.
2. After entering the details above, Click on the "Make Payment" Button and proceed to fill the online application form.
3. During the payment process don't click the Back/Refresh buttons or don't close the browser page abruptly.
4. After successful payment through Debit/Credit Card, a "Transaction Id" is generated and displayed on the screen. Then proceed to fill the online application by clicking the button "Proceed to fill Online Application Form".

OR

Click here if paid through TS Online / AP Online / MeeSeva/seva

Click here to pay online using your Debit / Credit card

2. (a) Click on the **"APPLY ONLINE"** field as shown encircled below.

TSLAWCET & TSPGLCET - 2017
Conducted by KAKATIYA UNIVERSITY on behalf of TSCHE

HOME ABOUT US COURSES ELIGIBILITY USER GUIDE **APPLY ONLINE** CONTACT US

3. The following **"Registration Fee Payment Procedure"** Web Page will appear on the screen:

TSLAWCET & TSPGLCET - 2017
Conducted by KAKATIYA UNIVERSITY on behalf of TSCHE

HOME ABOUT US COURSES ELIGIBILITY USER GUIDE APPLY ONLINE CONTACT US

Registration Fee Payment Procedure

TS Online / AP Online / MeeSeva/e-seva

- Visit any of the TS Online / AP Online / e-Seva/Mee-Seva centers with the following mandatory details:
 - Hall Ticket number of the Qualifying Examination
 - Name of the Candidate
 - Candidate's Father Name
 - Date of Birth of the Candidate
 - Hall Ticket number of S.S.C(10th Class)
 - Mobile number
- Pay the requisite fee and Obtain a receipt for Registration fee paid and ensure that it contains a Transaction Id.
- Logon to www.tslawcet.org using the "Transaction Id" given above.

Debit / Credit card

- If you choose to make payment using Debit / Credit card mode, go through the Instruction booklet / User Guide carefully and be ready with ALL the required mandatory details given below.
- After entering the details above, Click on the " Make Payment " Button and proceed to fill the online application form.
- During the payment process don't click the Back/Refresh buttons or don't close the browser page abruptly.
- After successful payment through Debit/Credit Card, a "Transaction Id" is generated and displayed on the screen. Then proceed to fill the online application by clicking the button "Proceed to fill Online Application Form".

OR

Click here if paid through TS Online / AP Online/ MeeSeva/e-seva

Click here to pay online using your Debit / Credit card

- In the above page, select the appropriate Registration Fee payment mode ([TS Online / AP Online](#) or [Debit / Credit card](#))
 - If the selected payment mode is [TS / AP Online](#) follow the instructions given in the screenshot above of the "[Registration Fee Payment procedure](#)" web page.
 - Keep all the mandatory details ready required for filling in the Online Application form along with the Transaction Id. and click on the encircled "[Click here if paid through TS/ AP Online](#)" button below.

Registration Fee Payment Procedure

TS Online / AP Online / MeeSeva/e-seva

1. Visit any of the TS Online / AP Online / e-Seva/Mee-Seva centers with the following mandatory details:
 - ▶ Hall Ticket number of the Qualifying Examination
 - ▶ Name of the Candidate
 - ▶ Candidate's Father Name
 - ▶ Date of Birth of the Candidate
 - ▶ Hall Ticket number of S.S.C(10th Class)
 - ▶ Mobile number
2. Pay the requisite fee and Obtain a receipt for Registration fee paid and ensure that it contains a Transaction Id.
3. Logon to www.tslawcet.org using the "Transaction Id" given above.

Debit / Credit card

1. If you choose to make payment using Debit / Credit card mode, go through the Instruction booklet / User Guide carefully and be ready with ALL the required mandatory details given below.
2. After entering the details above, Click on the " Make Payment " Button and proceed to fill the online application form.
3. During the payment process don't click the Back/Refresh buttons or don't close the browser page abruptly.
4. After successful payment through Debit/Credit Card, a "Transaction Id" is generated and displayed on the screen. Then proceed to fill the online application by clicking the button "Proceed to fill Online Application Form".

OR

Click here if paid through
TS Online / AP Online/ MeeSeva/e-seva

Click here to pay online using your
Debit / Credit card

5. After clicking the above button, the following **"Payment Verification"** web page will appear. Fill in all the details in the respective fields and Click on the encircled button **"Proceed to Online Application form filling"**.

Payment Verification

If you have paid the Registration fee through TS Online / AP online/MeeSeva/E-seva. Enter the following Information submitted at the TS online / AP Online/MeeSeva/E-seva.

Payment Verification

Payment Through : TS/AP Online MeeSeva/e-seva

TS /AP-Online Transaction Id :

Candidate's Name :

Mobile Number :

Date of Birth : Day : Month : Year :

Proceed to Online Application Form Filling

For example, refer the “[Payment Verification](#)” page with the details entered:

TSLAWCET & TSPGLCET - 2017
Conducted by KAKATIYA UNIVERSITY on behalf of TSCHE

HOME ABOUT US COURSES ELIGIBILITY USER GUIDE APPLY ONLINE CONTACT US

Payment Verification

If you have paid the Registration fee through TS Online / AP online/Meeseva/E-seva. Enter the following information submitted at the TS online / AP Online/Meeseva/E-seva.

Payment Verification

Payment Through : TS/AP Online Meeseva/e-seva

TS /AP-Online Transaction Id. :

Candidate's Name :

Mobile Number :

Date of Birth : Day : Month : Year :

[Proceed to Online Application Form Filling](#)

After clicking the above button, it will proceed to the Step 7 where the Online Application Form will be displayed on the screen. Ignore Step 6 as it belongs to Debit card / Credit card payment mode.

6. If the payment selected mode is Debit card / Credit card, follow the instructions given in the above screenshot of the [Registration Fee Payment Procedure](#) web page and Click on the encircled box below.

Registration FeePayment Procedure

TS Online / AP Online / MeeSeva/e-seva

1. Visit any of the TS Online / AP Online / e-Seva/Mee-Seva centers with the following mandatory details:
 - ▶ Hall Ticket number of the Qualifying Examination
 - ▶ Name of the Candidate
 - ▶ Candidate's Father Name
 - ▶ Date of Birth of the Candidate
 - ▶ Hall Ticket number of S.S.C.(10th Class)
 - ▶ Mobile number
2. Pay the requisite fee and Obtain a receipt for Registration fee paid and ensure that it contains a Transaction Id.
3. Logon to www.tslawcet.org using the "Transaction Id" given above.

Click here if paid through
TS Online / AP Online/ MeeSeva/e-seva

Debit / Credit card


- OR
1. If you choose to make payment using Debit / Credit card mode, go through the instruction booklet / User Guide carefully and be ready with ALL the required mandatory details given below .
 2. After entering the details above, Click on the " Make Payment " Button and proceed to fill the online application form.
 3. During the payment process don't click the Back/Refresh buttons or don't close the browser page abruptly.
 4. After successful payment through Debit/Credit Card, a "Transaction Id" is generated and displayed on the screen. Then proceed to fill the online application by clicking the button "Proceed to fill Online Application Form".

Click here to pay online using your
Debit / Credit card

if the selected payment mode is through the **DEBIT / CREDIT CARD (PAYMENT GATE WAY)** the control will be navigated to the **PAYMENT GATEWAY**, for payment purpose. Once the payment is completed, the candidate will be automatically redirected to the lawcet.tsche.ac.in page to complete the Online Application Form with the required details.

(NOTE: During the Payment process, DO NOT clicks on Back / Refresh buttons or DO NOT close the Browser page abruptly.)

The following pages will be displayed during the Registration Fee Payment through Debit / Credit card and proceed to the **ONLINE APPLICATION FORM**



TSLAWCET & TSPGLCET - 2017

Conducted by KAKATIYA UNIVERSITY on behalf of TSCHE

HOME
ABOUT US
COURSES
ELIGIBILITY
USER GUIDE
APPLY ONLINE
CONTACT US

Payment Through Credit Card/ Debit Card

If you have all required details of Credit Card / Debit Card and all details to fill application form enter the following details and click on Make Payment

Payment Gateway using Credit Card/ Debit Card

Payment Reference No: **7YNS7XVY** (Please note this reference number before payment)

Select Category : SC/ST Others

Qualifying Examination Hall Ticket No :

Candidate's Name :

Mobile Number :

Date of Birth : / /

Entrance Examination : PGLCET(Entrance Test for admission into 2 year L.L.M. Course)

LAW CET-5 Years(Entrance test for admission into 5 year L.L.B. Course)

LAW CET-3 Years(Entrance test for admission into 3 year L.L.B. Course)

Fee Amount : Rs.

Make Payment

Select Proceed to Pay the Fee Through Payment Gateway Using Credit Card/Debit Card. If already fee paid using Credit Card / Debit Card then select Proceed to Verify and fill Application form if already paid through Credit Card / Debit Card.

[Payment Through Credit Card / Debit Card Page:](#)

After entering the correct and mandatory details in the given below in the page of **Payment Through Credit card / Debit card** page given below, select the card type (VISA or MasterCard or Maestro) mentioned on the card and click the encircled button **Make Payment**. Be ready with the **Card related. details (Card number, Expiry date / From date, Security Code / CVV number etc).**

The confirmation of successful payment of Registration Fee is shown with the “**Transaction is successful**” item in the below page “**Payment Status**”. Click on the encircled button “**Proceed to Online Application Form Filling**” and you will be taken to the next page in **Step 7**.



7. Please note that in the Online Application form: (A Model of the Online Application Form is available for your reference on the LAW CET 2017 website)



TSLAWCET & TSPGLCET - 2017



Conducted by KAKATIYA UNIVERSITY on behalf of TSCHE

HOME ABOUT US COURSES ELIGIBILITY USER GUIDE APPLY ONLINE CONTACT US

1. Candidate Details (As Per SSC or Equivalent Examination)

Candidate's Name: (as per SSC Class Records)

Mother's Name:

Father's Name:

Date of Birth: Day: Month: Year:

(as per SSC Class Records)

Gender: Male Female

2. Qualifying Examination (Click for appropriate Choice)

B.L.L.L.B.

Appearing

Passed

Passed Month and Year: /

Roll Ticket No. of Qualifying Exam:

% of Marks Secured:

Any Degree (maximum of 2 Years)

One Exam Place of Study:

Municipality / Corporation

Rural

Intermediate (10+2)

3. Entrance Exam

TSLAWCET 1 Years (Entrance test for admission into 3 year B.L.L.L.B Course)

TSPGLCET 1 Years (Entrance test for admission into 3 year B.L.L.L.B Course)

4. Registered Center for appearing the test

5. Category

OC BC-A BC-B

BC-C BC-D BC-E

OBC ST

7. Seeking Admit card under Special Category

OBC O-CAP ST

4. Photo & Signature

Photo:

Signature:

5. Local Area Station

TS OU

Regularly AFPM/SPS

Non-Local

6. Minority

Non-Minority

10. Address for Correspondence

House No. (or) DO:

Street / Locality / Village:

Mandal / Taluk / City:

District:

Pin Code:

State:

Contact Telephone Number (mobile):

Telephone Number (Landline):

Email:

11. SSC or Equivalent (10th Class)

SSC Board:

Hall Ticket No.:

Passed Month and Year: /

SSC Place of Study:

Municipality / Corporation

Rural

13. Intermediate or Equivalent (10+2 Class)

Inter Board:

Hall Ticket No.:

Appearing

Passed

Passed Month and Year: /

Intermediate Place of Study:

Municipality / Corporation

Rural

12. Physically Challenged (Handicapped)

Visual Handicapped

Hearing Impaired

Ortho Handicapped

14. Annual Income of the Parents in (Rs)

Below one Lakh

Between one Lakh and two Lakhs

More than two Lakhs

15. Declaration

I have carefully gone through the instruction booklet and I am conversant and shall abide by the eligibility conditions and other regulations to be satisfied for appearing at the entrance test and admission into course prescribed. I assure that I will not involve in any malpractice or illegal activity in the entrance test. In case, I have furnished any false information or involved in any malpractice or illegal activity, I know that I am liable for criminal action as per the existing law. Further, admission if made on the basis of the false information provided by me stands cancelled and I am liable for legal proceedings.

I accept the Terms & Conditions.

Next

item No. 1: Candidate Details:

For example, **Candidate's Name** is SANDEEP KUMAR G, **Father's Name** is SATYANARAYANA and **Mother's Name** is LAKSHMI **Date of Birth** is 06- 04-1992, **Gender** is Male

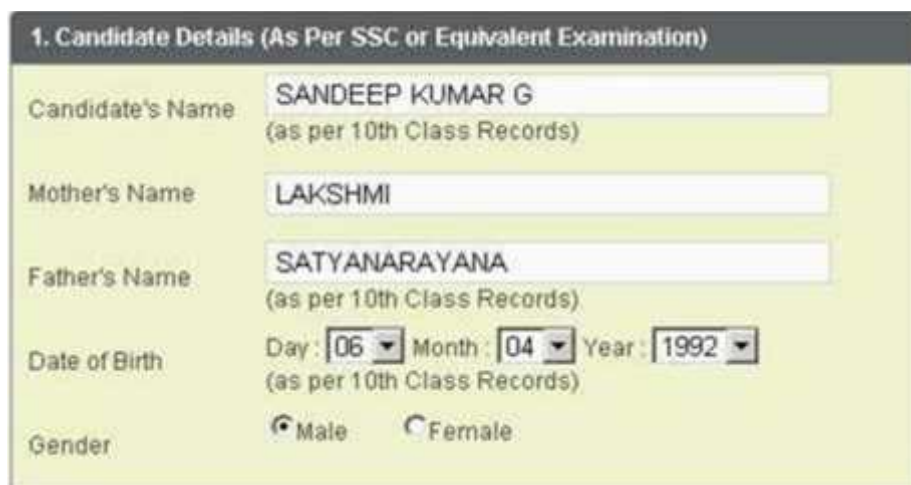
* Enter the **Candidate's Name**

* Enter the **Father's Name**

* Select the correct **Date of Birth (as per your SSC (10th Class) or equivalent records)** from drop

Down boxes Date, Month and Year respectively.

* Choose the radio button **Male or Female** for **Gender**



1. Candidate Details (As Per SSC or Equivalent Examination)

Candidate's Name: SANDEEP KUMAR G
(as per 10th Class Records)

Mother's Name: LAKSHMI

Father's Name: SATYANARAYANA
(as per 10th Class Records)

Date of Birth: Day: 06 Month: 04 Year: 1992
(as per 10th Class Records)

Gender: Male Female

Item No. 2: Qualifying Examination

For example, **Qualifying Examination** is Intermediate, **Passed** and **Month& Year of Passing** is 05-2010, **Hall Ticket No of Qualifying Exam** is 123456789 **Percentage of Marks** is 84.00%, **Place of Study of intermediate** is Municipality as given in the figure below:

2. Qualifying Examination (Click the appropriate Circle)

B.L./LL.B.
 Appearing
 Passed

Passed Month and Year

Degree(10+2+3)

Hall Ticket No. of Qualifying Exam.

Intermediate(10+2)

% of Marks Secured

Municipality / Corporation

Rural

Qua Exam. Place of Study

Item No. 3: Entrance Exam

For example, **Entrance Exam** is LAW CET-3 Years

3. Entrance Exam

TSLAWCET-5 Years(Entrance test for admission into 5 year B.L./LL.B. Course)

TSLAWCET-3 Years(Entrance test for admission into 3 year B.L./LL.B. Course)

Item No. 4: Photo & Signature

You have to click button **“Select file”** to upload the photograph file. The photograph file should be in the .jpg file format and the size should be less than 30 KB.

To upload the **Signature** Press the button **“Select file”** and ensure that the Signature’s file format should be .jpg format and the size has to be less than 15 KB.

For example, **photo** and **signature** can be uploaded by clicking on the encircled buttons of **“Select file”** as shown below. Later, browse for the **photo** and **signature** files available on your computer system of prescribed file sizes respectively.



Item No. 5: Regional Center for appearing the test


For example, **Regional Center for appearing the test** is Hyderabad



Item No. 6: Category:

Select the relevant Radio button corresponding to the **Category** that the candidate belongs to as per the Caste certificate.

For example, if you belong to **OC Category**, select the radio button as shown in the image.



Item No. 7: Seeking Admission under Special Category

For example, **Special Category** is NCC and Sports

7. Seeking Admission under Special Category

NCC CAP Sports

Item No. 8: Local Area Status:

Select the **Local Area** you belong:

- * **OU** : **Osmania University**
- * **AU** : **Andhra University**
- * **SVU** : **Sri Venkateswara University**
- * **Non Local** : **As per the Non Local conditions mentioned in the Instruction booklet please refer to the image shown below:**

8. Local Area Status

TS OU

Residuary AP(AU, SVU)

Non-Local

Item No.7: Non-Minority / Minority:

Select the **Non-Minority**, if you do not belong to the Minority community. Otherwise, if you belong to a Minority community, then select the **Minority** radio button and using the drop down box, select the relevant Minority community you belong to.

For example, your option is **Non-Minority**, select **Non-Minority** as shown below:

9. Minority

Non-Minority

Minority

Item No.10: Address for Correspondence:

Provide the House No. or C/o.; Village / Street / Locality; Mandal / Town / City; District; State, Pin Code; Contact Telephone Number (Mobile), Telephone Number (Landline) and Email.

For example, your address is House No. / C/o., 2-4-1 , Village / Street / Locality is PANJAGUTTA Mandal / Town / City is HYDERABAD , District is HYDERABAD, State is TELANGANA , Pin Code: 500082, Contact Telephone Number (Mobile): 9393797720, and Email is info@gmail.com, refer the image shown.

10. Address for Correspondence	
House No. (or) C/o	2-4-1
Street / Locality / Village	PANJAGUTTA
Mandal / Town / City	HYDERABAD
District	HYDERABAD
Pin Code	500082
State	TELANGANA
Contact Telephone Number (mobile)	9393797720
Telephone Number (Landline)	9393797720
Email	info@gmail.com

Item No. 11: SSC or Equivalent(10th Class)

- * Select the Board
- * Enter the Hall Ticket No.
- * Select the Month and Year of Passing
- * Select the Municipality /Corporation / Rural

11. SSC or Equivalent (10th Class)	
SSC Board	TS SSC - Regular
Hall Ticket No.	123456
Passed Month and Year	02 2010
SSC Place of Study	<input checked="" type="radio"/> Municipality / Corporation <input type="radio"/> Rural

Item No. 12: Physically Challenged (Handicapped)

Choose the category which you belongs to. If none don't select any thing. For Example, if it is **none**



12. Physically Challenged (Handicapped)

Visual Handicapped

Hearing Impaired

Ortho Handicapped

Item No. 13: Intermediate or Equivalent (10+2 Class)

- * Select the **Board**
- * Enter the **Hall Ticket No.**
- * Select **Appearing/Passed**
- * Select the **Month and Year of Passing**
- * Select the **Municipality /Corporation / Rural**



13. Intermediate or Equivalent (10+2 Class)

Inter Board: TS Inter - Regular

Hall Ticket No.: 456789

Appearing

Passed

Passed Month and Year: 02 2015

Intermediate Place of Study

Municipality / Corporation

Rural

Item No. 14: Annual Income of the Parent

Select the option from the two options given regarding the **“Annual Income of the Parent”**.

For example, if your Parental Income is **“One Lakh”**, refer the image shown below:

14. Annual Income of the Parents in (Rs)

- Below one Lakh
- Between one Lakh and two Lakhs
- More than two Lakhs

After furnishing **ALL** the required data and correct particulars, **verify thoroughly** the details and **go through** the **Declaration** at the end of the page.

Select the check box encircled against – “**I accept the Terms & Conditions**” if you are done with Online Application Form filling. Then, press the encircled **Submit** button to proceed to the next page.

13. Declaration

I have carefully gone through the instruction booklet and I am conversant and shall abide by the eligibility conditions and other regulations to be satisfied for appearing at the entrance test and admission into any course prescribed. Further, I assure that I will not involve in any malpractice or illegal activity in the entrance test. In case, I have furnished any false information or involved in any malpractice or illegal activity, I know that, I am liable for criminal action as per the existing law.


I accept the Terms & Conditions.

Preview

In case you have not completed the application form, **red flag alerts** on each field will flash (as shown below), which need to be properly completed. If all the details are furnished, then the screen will change to the next page after the **Submit** button is pressed.


After the Application Form is completed and submitted, a Preview of the **FILLED IN ONLINE APPLICATION** form page will appear on the screen. The Candidate's details and a Registration Id. (which should be used for ALL future correspondence) will appear on the right side of the page.

If you want to still make any changes to the Application form, you have the option of Edit to go back. If you are satisfied, then click Submit as shown below.





TSLAWCET-2017 LAW & P.G.LAW Common Entrance Test

Conducted by Kavayita University, Warangal
on behalf of TS-CHE



Filled In Online Application Form.

1. Entrance Exam	TSLAWCET - 3 Years	
2. Candidate Details	TEST	14. Photo and Signature  
Candidate's Name	TSOT	
Adver's Name	WVOLA	
Father's Name	WJAT	
Date of Birth	20/02/1994	
Gender	Male	
3. Regional Center	Hyderabad	
4. Qualifying Examination	Degree (10+2+3)	
Month & Year of Passing/No. the qualifying Exam	Passed in 02 / 2013	
Hall Ticket Number of Qualifying Exam	455729	
Percentage of Marks	88.00	
Place of study of Qualifying Exam	Autonomy/Cooperation	
5. Category	OT	
6. Local Area Status	TS DU	
7. Special Category		
8. Non-Minority / Minority	Other (Minority)	
8. Address for Correspondence	2-4-1 RAGULAKUTTA WIDEBREAD WIDEBREAD 300002 TELANGANA 5232797700 5232797700 info@tsche.com	
Mobile No.		
Land line with STD Code		
State		
10. SSC or Equivalent	TS SSC - Regular	
SSC Serial	-12455	
SSC Hall Ticket No	02 / 2010	
SSC Year of Passing	Autonomy/Cooperation	
SSC Place of Study		
11. Intermediate or Equivalent	TS Inter - Regular	
Inter Serial	Passed in 02 / 2013	
Inter Address / Pass	455729	
Inter Hall Ticket No	Autonomy/Cooperation	
Inter Place of Study	Below one lakh	
12. Annual Income Of the Parents		
13. Payment Details	Rs.150.00	
Amount Paid	AP Online	
Payment made through	-124	
Transaction ID		

Once you click on Submit you will view a **FILLED IN ONLINE APPLICATION FORM** page.

This page can be directly given for a print by clicking on the icon **Print** which is encircled as shown in the figure below.



TSLAWCET- 2017
LAW & P.G.LAW Common Entrance Test
 Conducted by Kakati University, Warangal
 on behalf of TSCE
Filed In Online Application Form.



This is not a Hall Ticket

Preserve Registration Number for all
 future correspondence.
Registration No : 100500



1. Entrance Exam TSLAWCET - 5 Years

2. Candidate Details
 Candidate's Name TEST
 Mother's Name SHARDE
 Father's Name PHANDE
 Date of Birth 10/12/1998
 Gender Male

3. Regional Center Nizamabad

4. Qualifying Examination
 Month & Year of Passing Appr. the qualifying Exam Intermediate(10+2)
 Exam Appearing
 Hall Ticket Number of Qualifying Exam
 Percentage of Marks
 Place of Study of Qualifying Exam Municipality/Corporation

5. Category SC
6. Local Area Status Resuburb AP/NC/ST/VS

7. Special Category
8. Non-Minority / Minority Non-Minority
9. Address for Correspondence FDD
 MAGNETIC INFO TECH.(PVT.) LTD.
 H.No.60/64/1
 SDAPASO
 500002
 Telangana
 500002/24
 08669900734
 team.entrance@tslnet.com

Mobile No.
 Land line with STD Code
 E-Mail

10. SSC or Equivalent
 SSC Board Open School
 SSC Hall Ticket No. 120406
 SSC Year of Passing 01 / 2013
 SSC Place of Study Municipality/Corporation

11. Intermediate or Equivalent
 Inter Board Open School
 Inter Appar. / Pass Appearing
 Inter Hall Ticket No. 121054
 Inter Place of Study Municipality/Corporation
12. Annual Income Of the Parents Below one Lakh

13. Payment Details
 Amount Paid Rs. 200.00
 Payment made through AP Online
 Transaction ID 1234

14. Photo and Signature

